

Built-in intelligent technology
that ensures accurate navigation to destination without error

Auto Pilot - Engine Control System

◆ Engine Power Driven Type Auto Pilot System ◆



SAS-7



Save manpower, time and fuel

◆ Manual Type Auto Pilot System ◆



SM-980



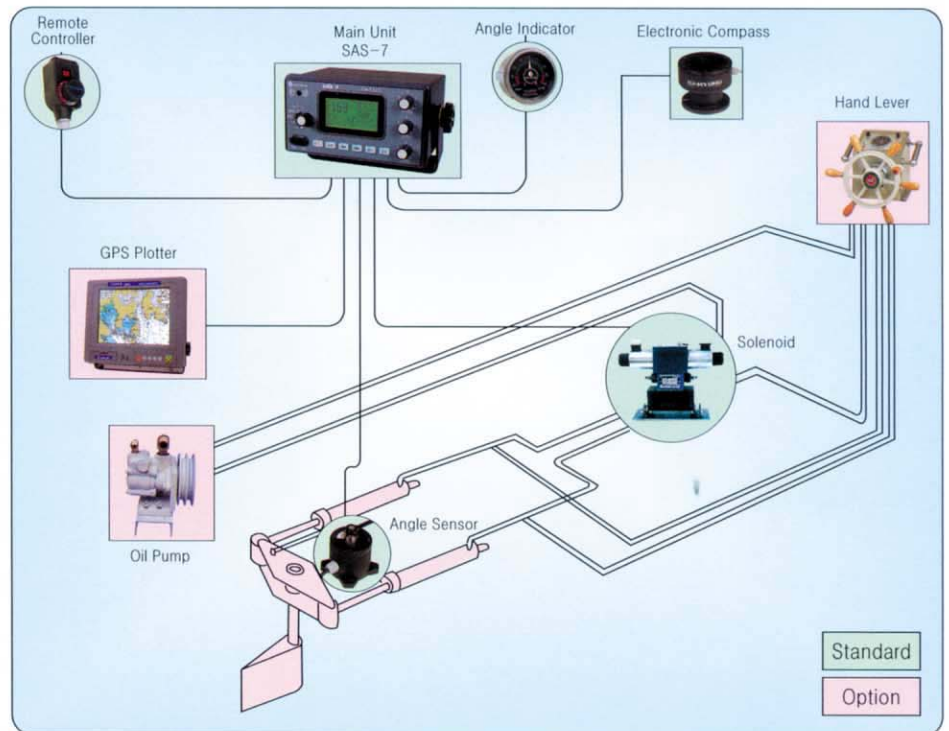


Motor Driven Type Auto Pilot System

• SAS-7



System Configuration



Features / Specifications

- ▶ Improved bearing accuracy by using integrated circuit electronic compass
- ▶ All information in one large LCD screen.
- ▶ Able to compensate difference on electronic compass automatically by ship turning 360°.
- ▶ Efficient to corrective action as angle regulator is in same location
- ▶ Self-diagnosis function when alert message occurs.
- ▶ Manless piloting is possible to destination by connecting to GPS Plotter.
- ▶ Power Consumption : DC18~32V(Rated Voltage 24V), Max 15W
- ▶ Heading angle resolution : 0.5° (Electronic Compass)
- ▶ Direction setting resolution : 1°
- ▶ GPS plotter I/F(Connection signal): RS-232C (NMEA-0183)
- ▶ Using Temperature : -15°C ~ +55°C
- ▶ Signal output of solenoid : Max. 3A, +Common, -Output

Basic Components

- Main Unit(SAS-7)
- Electronic Compass(ES-95)
- Solenoid(SV-20A)
- Angle Sensor(FS-80)
- Remote Controller(RC-10)
- Angle Indicator(FM-80)

Option Components

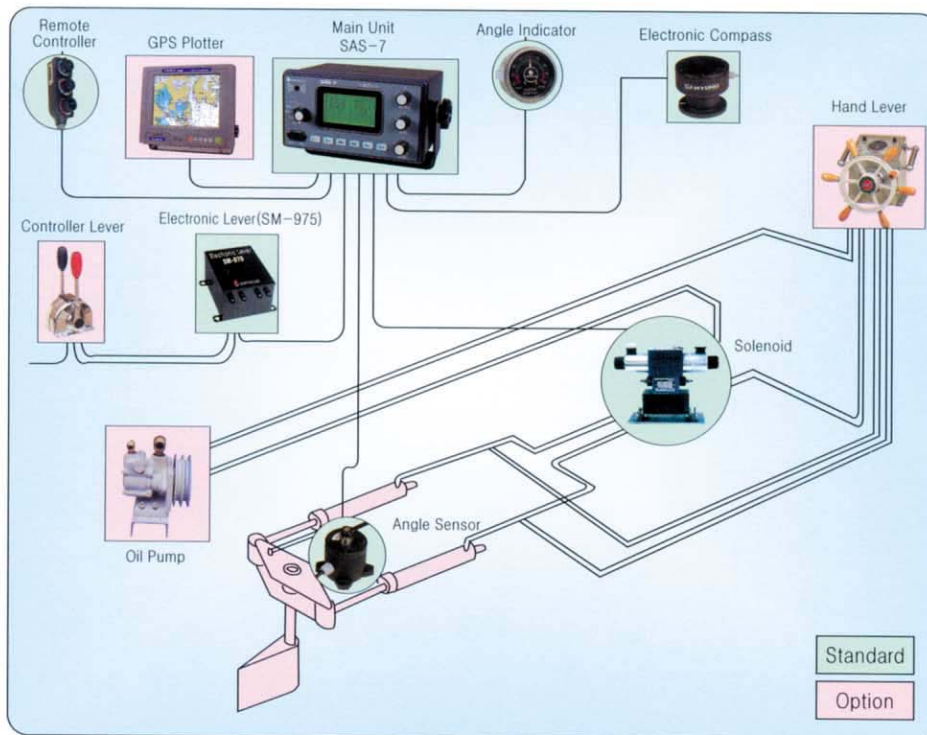
- Engine Power Driven Oil Pump(SOP-02)
- GPS Plotter
- Desk Type Stand

Engine Power Driven Type Auto Pilot System + Engine Control System

- SAS-7+SM-975



System Configuration



Features / Specifications

- ▶ Improved bearing accuracy by using integrated circuit electronic compass
- ▶ All information in one large LCD screen.
- ▶ Able to compensate difference on electronic compass automatically by ship turning 360°.
- ▶ Efficient to corrective action as angle regulator is in same location
- ▶ Self-diagnosis function when alert message occurs.
- ▶ Manless piloting is possible to destination by connecting to GPS Plotter.
- ▶ Power Consumption : DC18~32V(Rated Voltage 24V), Max 15W
- ▶ Heading angle resolution : 0.5° (Electronic Compass)
- ▶ Direction setting resolution : 1°
- ▶ GPS plotter I/F(Connection signal): RS-232C (NMEA-0183)
- ▶ Using Temperature : -15°C ~ +55°C
- ▶ Signal output of solenoid : Max. 3A, +Common, -Output

Basic Components

- Main Unit(SAS-7)
- Electronic Compass(ES-95)
- Solenoid(SV-20A)
- Angle Sensor(FS-80)
- Remote Controller(RC-30)
- Angle Indicator(FM-80)
- Electronic Lever(SM-975)

Option Components

- Engine Power Driven Oil Pump(SOP-02)
- GPS Plotter
- Desk Type Stand





Manual Type Auto Pilot System + Engine Control System

- SM-980+SM-975



Features / Specifications

- ▶ Can install easily on board which manually operated existing hydraulic system
- ▶ Can control clutch, reduction gear and direction steering by remote control at any places of the ship
- ▶ Can control the ship's direction towards destination in connection with GPS plotter without person
- ▶ Can save the fuel consumption owing to navigation in straight line without an error by using newly developed electronic compass
- ▶ Can monitor the ship's trace by displaying her direction on remote controller
- ▶ Operating Voltage for steering and electronic lever : DC20 ~ 40V (Rated Voltage 24V)
- ▶ Direction resolution : 0.5 deg. (Electronic Compass)
- ▶ Direction setting resolution : 1 deg.
- ▶ GPS plotter I/F (Connection signal) : RS-232C(NMEA-0183)
- ▶ Using Temperature : -20°C ~ +60°C
- ▶ Power Consumption : Max 50W

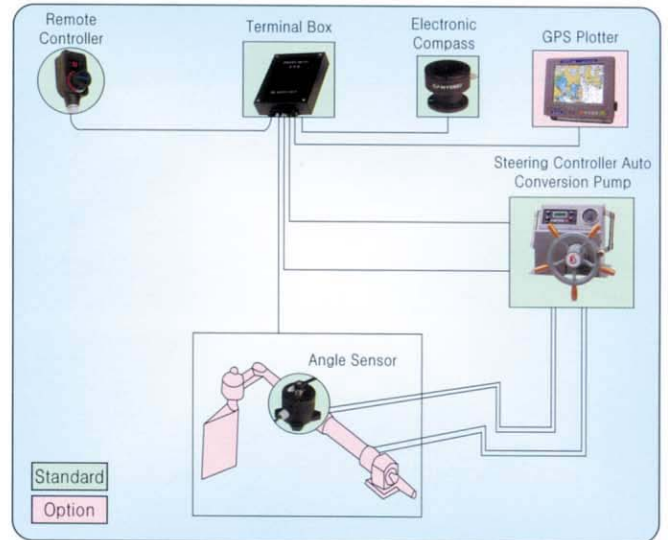
Basic Components

- Steering Controller(SM-980)
- Auto Conversion Pump(AC-12)
(Handle, Helium Pump, Gear, Electronic Clutch including DC Motor)
- Terminal Box(CT-70)
- Electronic Compass(ES-95)
- Angle Sensor(FS-80)
- Remote Controller(RC-10)/(RC-30)->SM-980+975
- Angle Indicator(FM-80)
- Electronic Lever(SM-975)

Option Components

- GPS Plotter
- Hydraulic Oil
- Control Lever(SM-980+975)
- Hydraulic Cylinder
- Hydraulic Hose

Manual Type Auto Pilot System (SM-980)



Manual Type Auto Pilot System + Engine Control System (SM-980+SM-975)

